

REV.	ECN NO	LOCATIONS	DESCRIPTION	DATE	REVISER	APPD

Note:

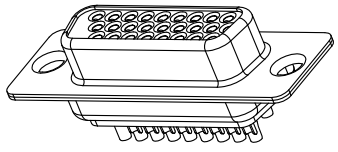
Specification:

1. Current rating: 1 A Max.
2. Dielectric withstanding voltage: 500 V(ac) for 1 minute.
3. Contact resistance: 30 mΩ Max.
4. Insulation resistance: 1000 MΩ Min at DC 500V.
5. Mating force: 5.5 Kgf Max.
6. Unmating force: 1.5 Kgf Min.
7. Temperature range: -55°C~+105°C

6	8.0 Nut	2	Brass	H4.75*8.0	80u"min Nickel Plated
5	3B Nut	2	Brass	H4.75*4.75	80u"min Nickel Plated
4	Back-shell	1	Cold Rolled Steel	T=0.40mm	Cu:40u"min. 80u"min Tin Plated
3	Front-shell	1	Cold Rolled Steel	T=0.40mm	Cu:40u"min. 80u"min Nickel Plated
2	Contact	15	Brass	T=0.20mm	Contact area:0.8u"min Gold Plated over 40u"Nickel min. Solder area:80u"min Tin Plated over 40u"Nickel min.
1	Housing	2	P.B.T	UL 94-V0	Black/Blue/White
No.	Part Name	Q'ty	Material	Remarks & Thickness	Finish

PART NO:		MATERIAL:			
MODEL NO:		FINSH:			
UNIT: mm	SIZE: A4	COLOR:		PART NAME:	
TOLERANCE UNSPECIFIED		DR: 李霞 '06/04/14		D-SUB HDD 15PIN(F) SOLDER	
.x ±0.30	.xx ±0.20	CHK: Kevin '06/04/14		DWG NO: S/A-081	REV: A0
.xxx ±0.10	ANG. ±1°	APP: Kent '06/04/14		SCALE: 1:1	SHEET: 1 of 1

ROHS Compliant

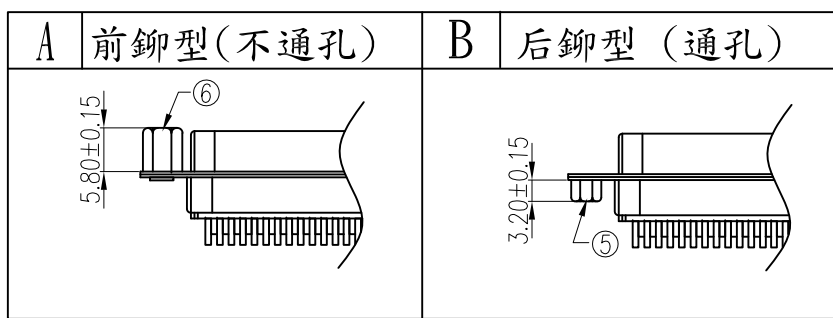
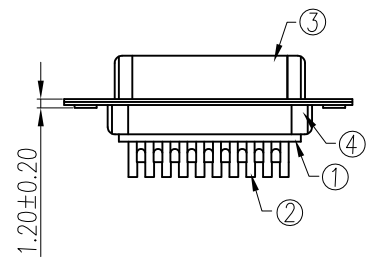
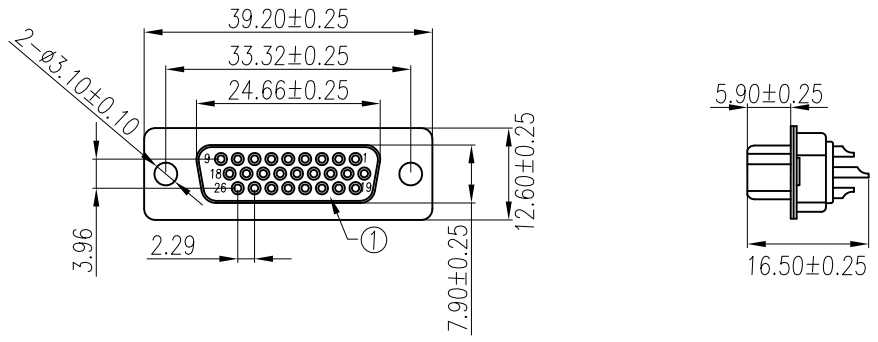


REV.	ECN NO	LOCATIONS	DESCRIPTION	DATE	REVISER	APPD

Note:

Specification:

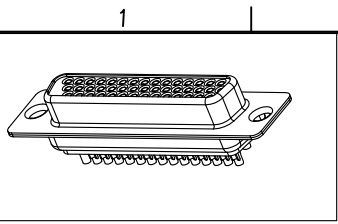
1. Current rating: 1 A Max.
2. Dielectric withstanding voltage: 500 V(ac) for 1 minute.
3. Contact resistance: 30 mΩ Max.
4. Insulation resistance: 1000 MΩ Min at DC 500V.
5. Mating force: 7.5 Kgf Max.
6. Unmating force: 1.7 Kgf Min.
7. Temperature range: -55°C~+105°C



6	8.0 Nut	2	Brass	H4.75*8.0	80u"min Nickel Plated
5	3B Nut	2	Brass	H4.75*4.75	80u"min Nickel Plated
4	Back-shell	1	Cold Rolled Steel	T=0.40mm	Cu:40u"min. 80u"min Tin Plated
3	Front-shell	1	Cold Rolled Steel	T=0.40mm	Cu:40u"min. 80u"min Nickel Plated
2	Contact	26	Brass	T=0.20mm	Contact area:0.8u"min Gold Plated over 40u"Nickel min. Solder area:80u"min Tin Plated over 40u"Nickel min.
1	Housing	2	P.B.T	UL 94-V0	Black/Blue/White
No.	Part Name	Q'ty	Material	Remarks & Thickness	Finish

PART NO:		MATERIAL:			
MODEL NO:		FINISH:			
UNIT: mm	SIZE: A4	COLOR:		PART NAME:	
TOLERANCE UNSPECIFIED		DR: 段林麗 '06/03/03		D-SUB HDD 26PIN(F)SOLDER	
.x ±0.30	.xx ±0.20	CHK: Kevin '06/03/03		DWG NO: S/A-082	REV: A0
.xxx ±0.10	ANG. ±1°	APP: Kent '06/03/03		SCALE: 1:1	SHEET: 1 of 1

ROHS Compliant

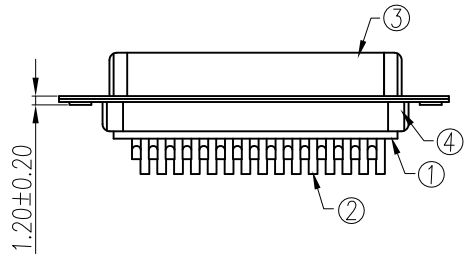
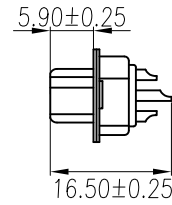
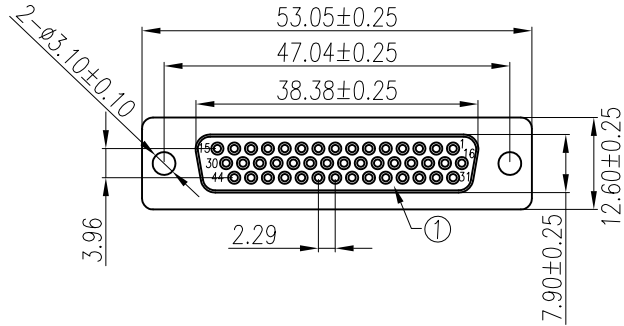


REV.	ECN NO	LOCATIONS	DESCRIPTION	DATE	REVISER	APPD

Note:

Specification:

1. Current rating: 1 A Max.
2. Dielectric withstanding voltage: 500 V(ac) for 1 minute.
3. Contact resistance: 30 mΩ Max.
4. Insulation resistance: 1000 MΩ Min at DC 500V.
5. Mating force: 9.0 Kgf Max.
6. Unmating force: 2.5 Kgf Min.
7. Temperature range: -55°C~+105°C

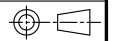



A	前鉗型(不通孔)	B	后鉗型(通孔)

6	8.0 Nut	2	Brass	H4.75*8.0	80u"min Nickel Plated
5	3B Nut	2	Brass	H4.75*4.75	80u"min Nickel Plated
4	Back-shell	1	Cold Rolled Steel	T=0.40mm	Cu:40u"min. 80u"min Tin Plated
3	Front-shell	1	Cold Rolled Steel	T=0.40mm	Cu:40u"min. 80u"min Nickel Plated
2	Contact	44	Brass	T=0.20mm	Contact area:0.8u"min Gold Plated over 40u"Nickel min. Solder area:80u"min Tin Plated over 40u"Nickel min.
1	Housing	2	P.B.T	UL 94-V0	Black/Blue/White
No.	Part Name	Q'ty	Material	Remarks & Thickness	Finish

PART NO:		MATERIAL:			
MODEL NO:		FINSH:			
UNIT: mm	SIZE: A4	COLOR:		PART NAME:	
TOLERANCE UNSPECIFIED		DR: 段林麗 '06/03/06		D-SUB HDD 44PIN (F)SOLDER	
.x	±0.30	CHK: Kevin '06/03/06		DWG NO:	S/A-083
.xx	±0.20	APP: Kent '06/03/06		SCALE:	1:1
.xxx	±0.10			SHEET:	1 of 1
ANG.	±1°			REV:	A0

ROHS Compliant



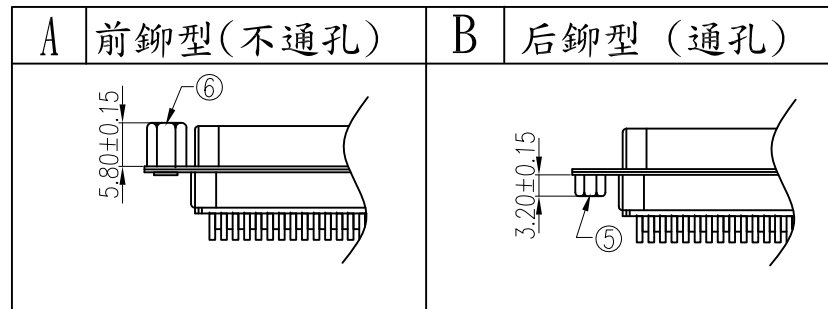
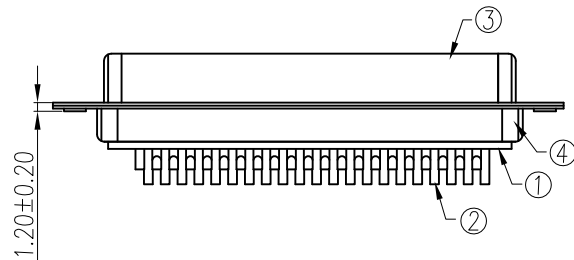
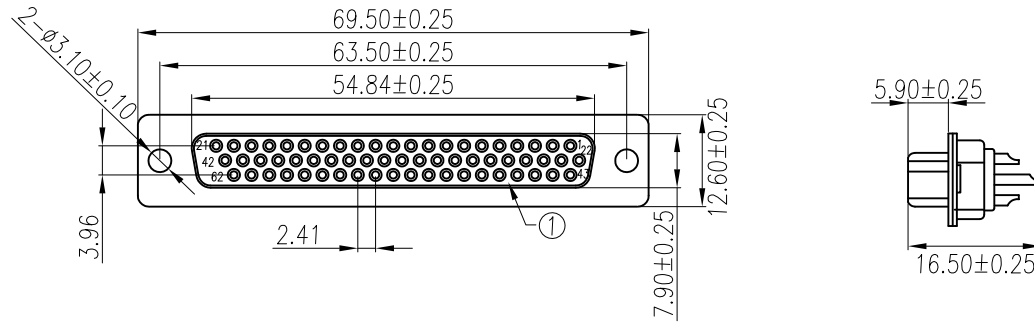


REV.	ECN NO	LOCATIONS	DESCRIPTION	DATE	REVISER	APPD

Note:

Specification:

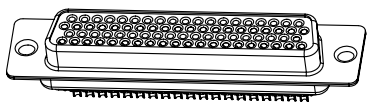
1. Current rating: 1 A Max.
2. Dielectric withstanding voltage: 500 V(ac) for 1 minute.
3. Contact resistance: 30 mΩ Max.
4. Insulation resistance: 1000 MΩ Min at DC 500V.
5. Mating force: 11.5 Kgf Max.
6. Unmating force: 3.0 Kgf Min.
7. Temperature range: -55°C~+105°C



No.	Part Name	Q'ty	Material	Remarks & Thickness	Finish
6	8.0 Nut	2	Brass	H4.75*8.0	80u"min Nickel Plated
5	3B Nut	2	Brass	H4.75*4.75	80u"min Nickel Plated
4	Back-shell	1	Cold Rolled Steel	T=0.40mm	Cu:40u"min. 80u"min Tin Plated
3	Front-shell	1	Cold Rolled Steel	T=0.40mm	Cu:40u"min. 80u"min Nickel Plated
2	Contact	62	Brass	T=0.20mm	Contact area:0.8u"min Gold Plated over 40u"Nickel min. Solder area:80u"min Tin Plated over 40u"Nickel min.
1	Housing	2	P.B.T	UL 94-V0	Black/Blue/White

PART NO:		MATERIAL:			
MODEL NO:		FINSH:			
UNIT: mm	SIZE: A4	COLOR:		PART NAME:	
TOLERANCE UNSPECIFIED		DR: 李霞 '06/04/14		D-SUB HDD 62PIN(F)SOLDER	
.x ±0.30	.xx ±0.20	CHK: Kevin '06/04/14		DWG NO: S/A-084	REV: A0
.xxx ±0.10	ANG. ±1°	APP: Kent '06/04/14		SCALE: 1:1	SHEET: 1 of 1

ROHS Compliant

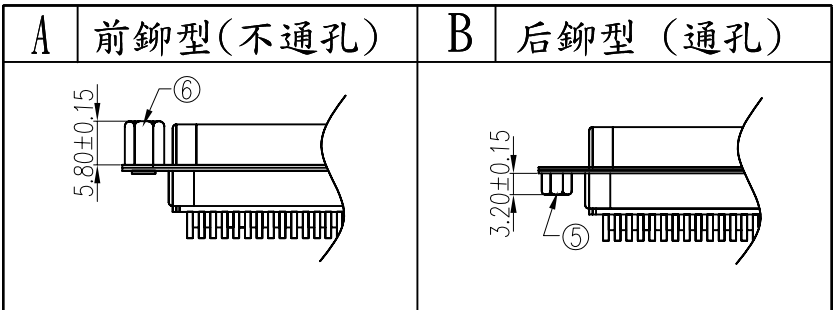
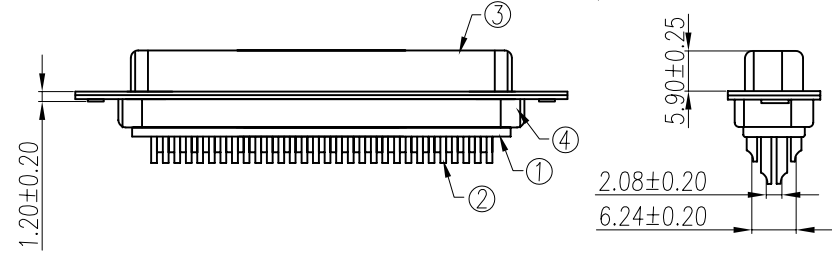
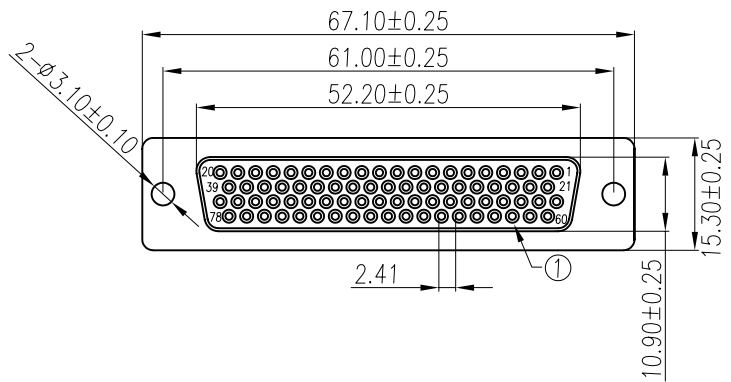


REV.	ECN NO	LOCATIONS	DESCRIPTION	DATE	REVISER	APPD

Note:

Specification:

1. Current rating: 1 A Max.
2. Dielectric withstanding voltage: 500 V(ac) for 1 minute.
3. Contact resistance: 30 mΩ Max.
4. Insulation resistance: 1000 MΩ Min at DC 500V.
5. Mating force: 13.5 Kgf Max.
6. Unmating force: 3.7 Kgf Min.
7. Temperature range: -55°C~+105°C



ROHS Compliant

6	8.0 Nut	2	Brass	H4.75*8.0	80~120u"Nickel Plated
5	3B Nut	2	Brass	H4.75*4.75	80~120u"Nickel Plated
4	Back-shell	1	Cold Rolled Steel	T=0.40mm	Cu:40u"min. 80~120u"Tin Plated
3	Front-shell	1	Cold Rolled Steel	T=0.40mm	Cu:40u"min. 80~120u"Nickel Plated
2	Contact	78	Brass	T=0.20mm	Contact area:0.8~1.2u"Gold Plated over 40u"Nickel min. Solder area:80~120u"Tin Plated over 40u"Nickel min.
1	Housing	2	P.B.T	UL 94-V0	Black/Blue/White
No.	Part Name	Q'ty	Material	Remarks & Thickness	Finish

PART NO:		MATERIAL:			
MODEL NO:		FINSH:			
UNIT: mm	SIZE: A4	COLOR:		PART NAME:	
TOLERANCE UNSPECIFIED		DR: 李霞 '06/04/18		D-SUB HDD 78PIN(F)SOLDER	
.x ±0.30	.xx ±0.20	CHK: Kevin '06/04/18		DWG NO: S/A-093	REV: A0
.xxx ±0.10	ANG. ±1°	APP: Kent '06/04/18		SCALE: 1:1	SHEET: 1 of 1

