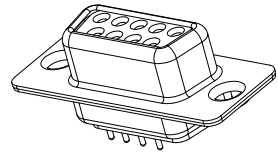


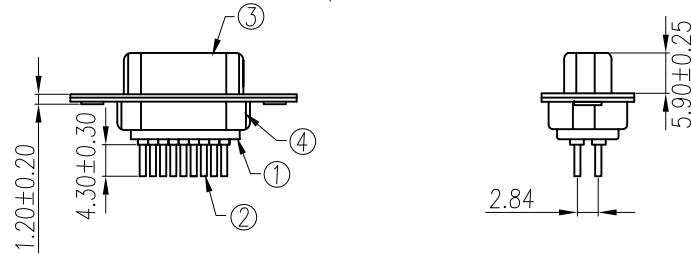
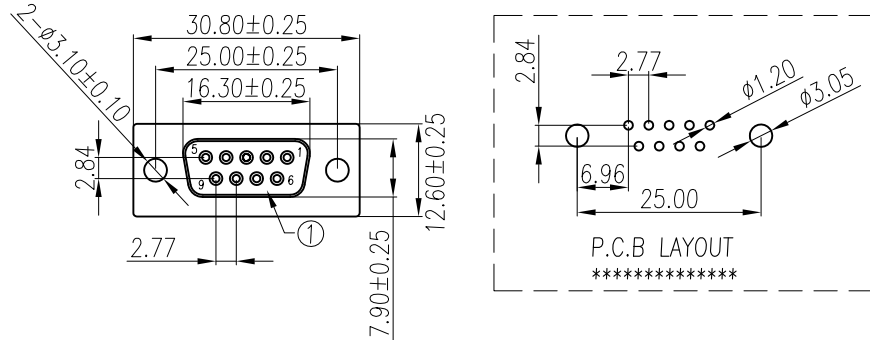
REV.	ECN NO	LOCATIONS	DESCRIPTION	DATE	REVISER	APPD



Note:

Specification:

1. Current rating: 1 A Max.
2. Dielectric withstanding voltage: 500 V(ac) for 1 minute.
3. Contact resistance: 30 mΩ Max.
4. Insulation resistance: 1000 MΩ Min at DC 500V.
5. Mating force: 5.5 Kgf Max.
6. Unmating force: 1.7 Kgf Min.
7. Temperature range: -55°C~+105°C

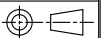


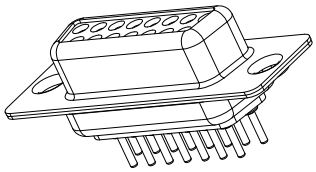
A	前鉗型(不通孔)	B	后鉗型(通孔)	C	后鉗型(魚叉)	D	后鉗型(4.0通孔)

ROHS Compliant

9	4.0 Nut	2	Brass	H4.75*5.5	80u"min Nickel Plated
8	Hex Screw	2	Brass	H5*10	80u"min Nickel Plated
7	Boardlock NUT	2	Brass	H4.75*11.5	80u"min Tin Plated
6	8.0 Nut	2	Brass	H4.75*8.0	80u"min Nickel Plated
5	3B Nut	2	Brass	H4.75*4.75	80u"min Nickel Plated
4	Back-shell	1	Cold Rolled Steel	T=0.40mm	80u"min Tin/Nickel Plated
3	Front-shell	1	Cold Rolled Steel	T=0.40mm	80u"min Nickel/Tin Plated
2	Contact	9	Brass	T=0.20mm	Contact area:0.8~30u"min Gold Plated over 40u"Nickel min. Solder area:80u"min Tin Plated over 40u"Nickel min.
1	Housing	2	P.B.T	UL 94-V0	Black/Blue/White
No.	Part Name	Q'ty	Material	Remarks & Thickness	Finish

PART NO:		MATERIAL:			
MODEL NO:		FINSH:			
UNIT: mm	SIZE: A4	COLOR:		PART NAME:	
TOLERANCE UNSPECIFIED		DR: 李霞 '06/04/21		D-SUB DIP 9PIN(F)	
.x ±0.30	.xx ±0.20	CHK: Kevin '06/04/21		DWG NO: S/A-219	REV: A0
.xxx ±0.10	ANG. ±1°	APP: Kent '06/04/21		SCALE: 1:1	SHEET: 1 of 1



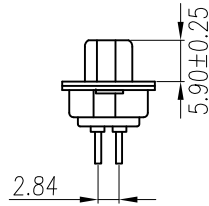
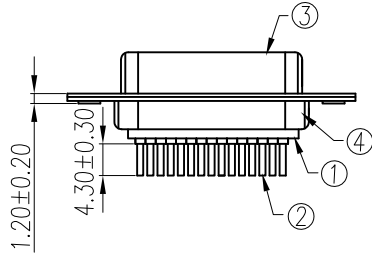
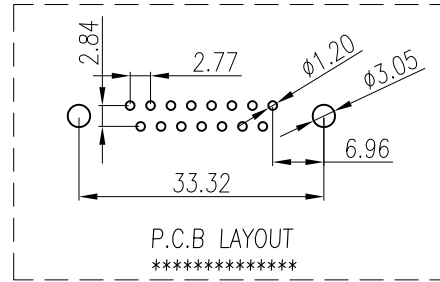
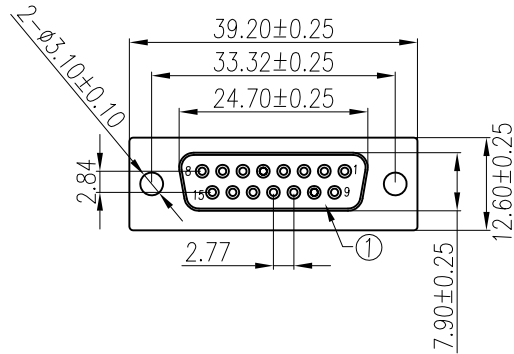


REV.	ECN NO	LOCATIONS	DESCRIPTION	DATE	REVISER	APPD

Note:

Specification:

1. Current rating: 1 A Max.
2. Dielectric withstanding voltage: 500 V(ac) for 1 minute.
3. Contact resistance: 30 mΩ Max.
4. Insulation resistance: 1000 MΩ Min at DC 500V.
5. Mating force: 6.5 Kgf Max.
6. Unmating force: 1.9 Kgf Min.
7. Temperature range: -55°C~+105°C



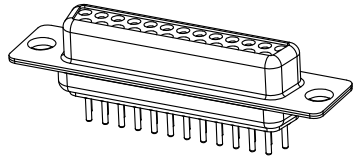
A	前鉗型(不通孔)	B	后鉗型(通孔)	C	后鉗型(魚叉)	D	后鉗型(4.0通孔)
5.90±0.15		3.20±0.15		5.90±0.15		4.00±0.15	

9	4.0 Nut	2	Brass	H4.75*5.5	80u"min Nickel Plated
8	Hex Screw	2	Brass	H5*10	80u"min Nickel Plated
7	Boardlock NUT	2	Brass	H4.75*11.5	80u"min Tin Plated
6	8.0 Nut	2	Brass	H4.75*8.0	80u"min Nickel Plated
5	3B Nut	2	Brass	H4.75*4.75	80u"min Nickel Plated
4	Back-shell	1	Cold Rolled Steel	T=0.40mm	80u"min Tin/Nickel Plated
3	Front-shell	1	Cold Rolled Steel	T=0.40mm	80u"min Nickel/Tin Plated
2	Contact	15	Brass	T=0.20mm	Contact area:0.8~30u"min Gold Plated over 40u"Nickel min. Solder area:80u"min Tin Plated over 40u"Nickel min.
1	Housing	2	P.B.T	UL 94-V0	Black/Blue/White
No.	Part Name	Q'ty	Material	Remarks & Thickness	Finish

PART NO:		MATERIAL:			
MODEL NO:		FINSH:			
UNIT: mm	SIZE: A4	COLOR:		PART NAME:	
TOLERANCE UNSPECIFIED		DR: 李霞 '06/04/21		D-SUB DIP 15PIN(F)	
.x ±0.30	.xx ±0.20	CHK: Kevin '06/04/21		DWG NO: S/A-220	REV: A0
.xxx ±0.10	ANG. ±1°	APP: Kent '06/04/21		SCALE: 1:1	SHEET: 1 of 1

ROHS Compliant

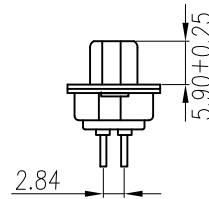
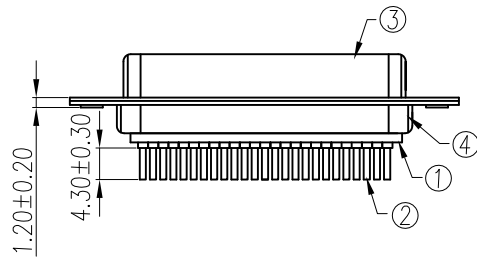
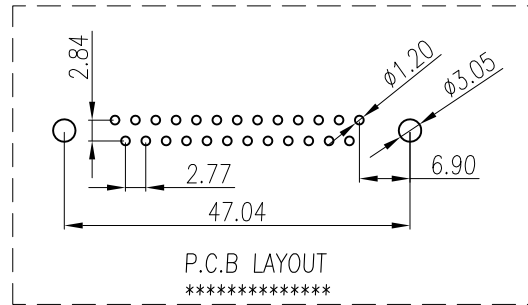
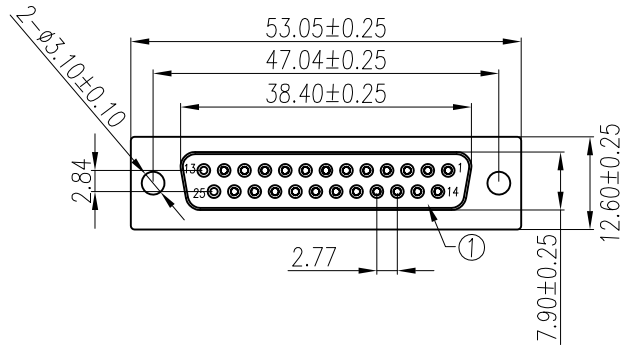
REV.	ECN NO	LOCATIONS	DESCRIPTION	DATE	REVISER	APPD



Note:

Specification:

1. Current rating: 1 A Max.
2. Dielectric withstanding voltage: 500 V(ac) for 1 minute.
3. Contact resistance: 30 mΩ Max.
4. Insulation resistance: 1000 MΩ Min at DC 500V.
5. Mating force: 7.5 Kgf Max.
6. Unmating force: 2.7 Kgf Min.
7. Temperature range: -55°C~+105°C



A	B	C	D
前鉗型(不通孔)	后鉗型(通孔)	后鉗型(魚叉)	后鉗型(4.0通孔)

9	4.0 Nut	2	Brass	H4.75*5.5	80u"min Nickel Plated
8	Hex Screw	2	Brass	H5*10	80u"min Nickel Plated
7	Boardlock NUT	2	Brass	H4.75*11.5	80u"min Tin Plated
6	8.0 Nut	2	Brass	H4.75*8.0	80u"min Nickel Plated
5	3B Nut	2	Brass	H4.75*4.75	80u"min Nickel Plated
4	Back-shell	1	Cold Rolled Steel	T=0.40mm	80u"min Tin/Nickel Plated
3	Front-shell	1	Cold Rolled Steel	T=0.40mm	80u"min Nickel/Tin Plated
2	Contact	25	Brass	T=0.20mm	Contact area:0.8~30u"min Gold Plated over 40u"Nickel min. Solder area:80u"min Tin Plated over 40u"Nickel min.
1	Housing	2	P.B.T	UL 94-V0	Black/Blue/White
No.	Part Name	Q'ty	Material	Remarks & Thickness	Finish

PART NO:		MATERIAL:			
MODEL NO:		FINISH:			
UNIT: mm	SIZE: A4	COLOR:		PART NAME:	
TOLERANCE UNSPECIFIED		DR: 李霞 '06/04/21		D-SUB DIP 25PIN(F)	
.x ±0.30	.xx ±0.20	CHK: Kevin '06/04/21		DWG NO: S/A-221	REV: A0
.xxx ±0.10	ANG. ±1°	APP: Kent '06/04/21		SCALE: 1:1	SHEET: 1 of 1

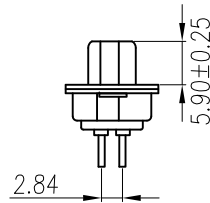
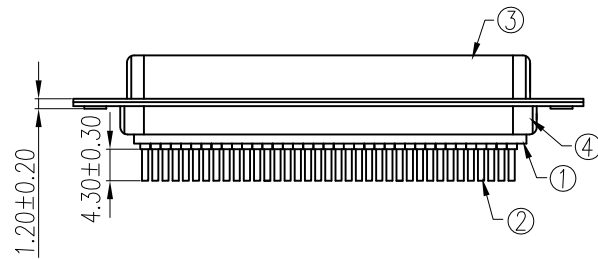
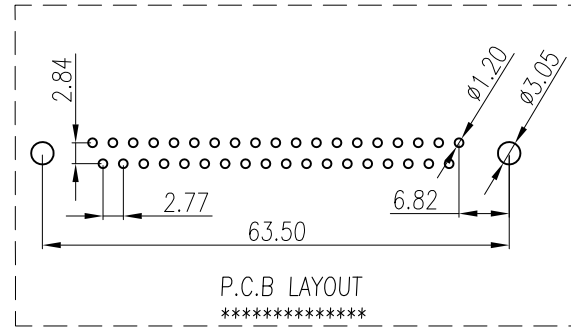
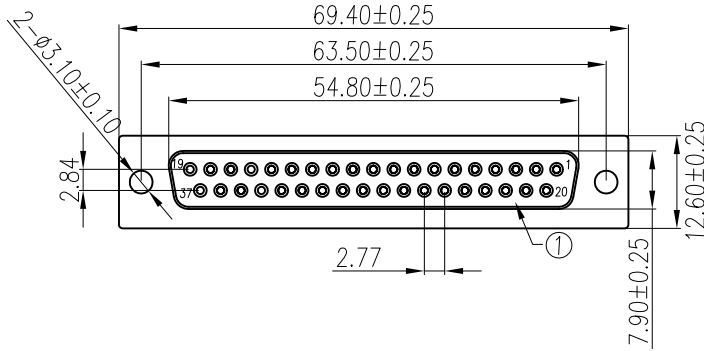
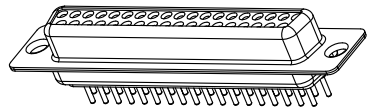
ROHS Compliant

REV.	ECN NO	LOCATIONS	DESCRIPTION	DATE	REVISER	APPD

Note:

Specification:

1. Current rating: 1 A Max.
2. Dielectric withstanding voltage: 500 V(ac) for 1 minute.
3. Contact resistance: 30 mΩ Max.
4. Insulation resistance: 1000 MΩ Min at DC 500V.
5. Mating force: 9.0 Kgf Max.
6. Unmating force: 3.2 Kgf Min.
7. Temperature range: -55°C~+105°C



A	B	C	D
前鉗型(不通孔)	后鉗型(通孔)	后鉗型(魚叉)	后鉗型(4.0通孔)

9	4.0 Nut	2	Brass	H4.75*5.5	80u"min Nickel Plated
8	Hex Screw	2	Brass	H5*10	80u"min Nickel Plated
7	Boardlock NUT	2	Brass	H4.75*11.5	80u"min Tin Plated
6	8.0 Nut	2	Brass	H4.75*8.0	80u"min Nickel Plated
5	3B Nut	2	Brass	H4.75*4.75	80u"min Nickel Plated
4	Back-shell	1	Cold Rolled Steel	T=0.40mm	80u"min Tin/Nickel Plated
3	Front-shell	1	Cold Rolled Steel	T=0.40mm	80u"min Nickel/Tin Plated
2	Contact	37	Brass	T=0.20mm	Contact area:0.8~30u"min Gold Plated over 40u"Nickel min. Solder area:80u"min Tin Plated over 40u"Nickel min.
1	Housing	2	P.B.T	UL 94-V0	Black/Blue/White
No.	Part Name	Q'ty	Material	Remarks & Thickness	Finish

PART NO:		MATERIAL:			
MODEL NO:		FINSH:			
UNIT: mm	SIZE: A4	COLOR:		PART NAME:	
TOLERANCE UNSPECIFIED		DR: 李霞 '06/04/21		D-SUB DIP 37PIN(F)	
.x	±0.30	CHK: Kevin '06/04/21		DWG NO: S/A-222	REV: A0
.xx	±0.20	APP: Kent '06/04/21		SCALE: 1:1	SHEET: 1 of 1
.xxx	±0.10				
ANG.	±1°				

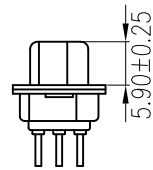
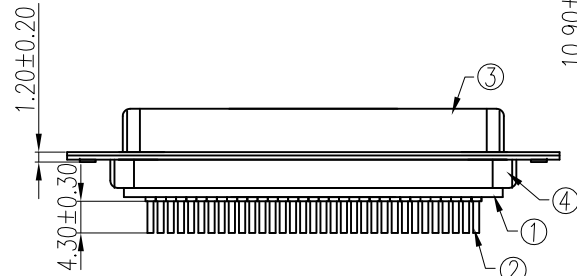
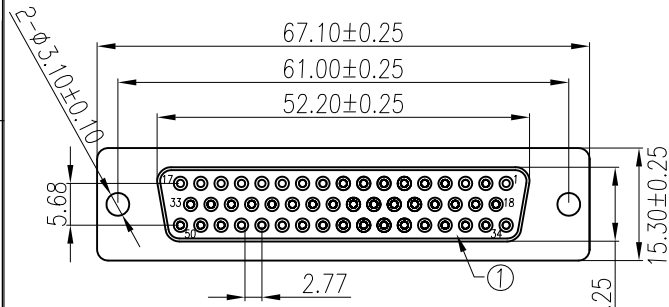
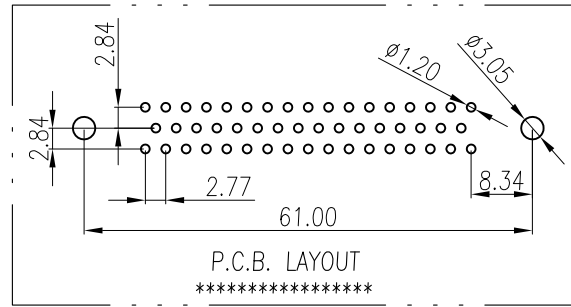
ROHS Compliant

REV.	ECN NO	LOCATIONS	DESCRIPTION	DATE	REVISER	APPD

Note:

Specification:

1. Current rating: 1 A Max.
2. Dielectric withstanding voltage: 500 V(ac) for 1 minute.
3. Contact resistance: 30 mΩ Max.
4. Insulation resistance: 1000 MΩ Min at DC 500V.
5. Mating force: 12.0 Kgf Max.
6. Unmating force: 3.7 Kgf Min.
7. Temperature range: -55°C~+105°C



A	前鉗型(不通孔)	B	后鉗型(通孔)	C	后鉗型(魚叉)	D	后鉗型(4.0通孔)

9	4.0 Nut	2	Brass	H4.75*5.5	80u"min Nickel Plated
8	Hex Screw	2	Brass	H5*10	80u"min. Nickel Plated
7	Boardlock NUT	2	Brass	H4.75*11.5	80u"min. Tin Plated
6	8.0 Nut	2	Brass	H4.75*8.0	80u"min. Nickel Plated
5	3B Nut	2	Brass	H4.75*4.75	80u"min. Nickel Plated
4	Back-shell	1	Cold Rolled Steel	T=0.40mm	80u"min. Tin/Nickel Plated
3	Front-shell	1	Cold Rolled Steel	T=0.40mm	80u"min. Nickel/Tin Plated
2	Contact	50	Brass	T=0.20mm	Contact area:0.8~30u"min. Gold Plated over 40u"Nickel min. Solder area:80u"min. Tin Plated over 40u"Nickel min.
1	Housing	2	P.B.T	UL 94-V0	Black/Blue/White
No.	Part Name	Q'ty	Material	Remarks & Thickness	Finish

PART NO:		MATERIAL:			
MODEL NO:		FINSH:			
UNIT: mm	SIZE: A4	COLOR:		PART NAME: D-SUB DIP 50PIN(F)	
TOLERANCE UNSPECIFIED		DR: 李霞 '06/04/21		DWG NO: S/A-223	
.x ±0.30	.xx ±0.20	CHK: Kevin '06/04/21		REV: A0	
.xxx ±0.10	ANG. ±1°	APP: Kent '06/04/21		SCALE: 1:1	SHEET: 1 of 1

ROHS Compliant