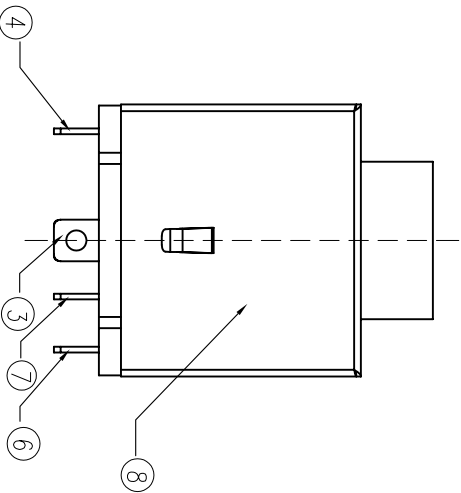
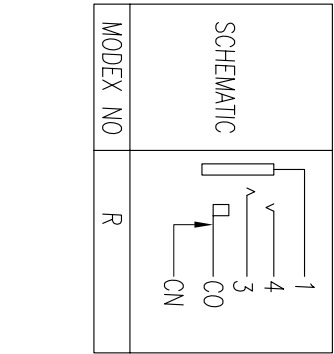
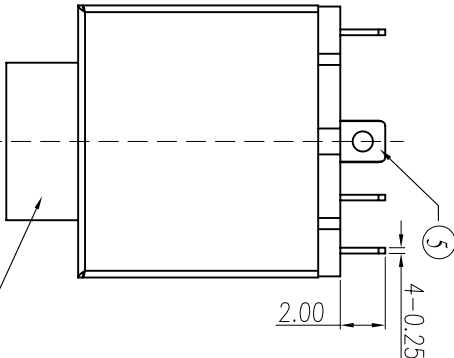
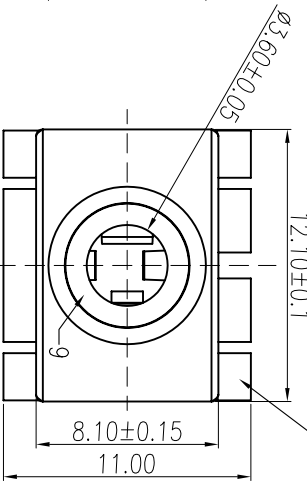
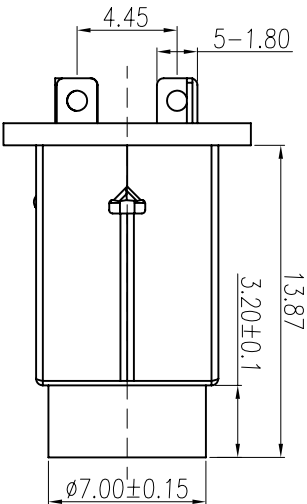
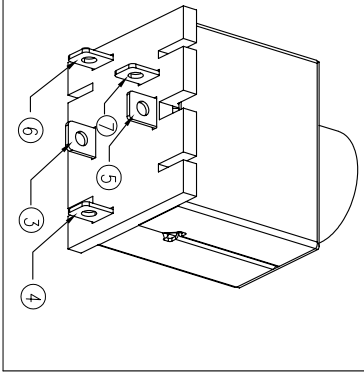



REV.	ECN NO	LOCATIONS	DESCRIPTION	DATE	REVISER	APPD

- Note:
1. Current rating: 1.5 A Max.
 2. Dielectric withstanding voltage: 500 V(ac) for 1 minute.
 3. Contact resistance: 30 mΩ Max.
 4. Insulation resistance: 100 MΩ Min at DC 500V.
 5. Insertion force: 2.0 kgf Max.
 6. Extraction force: 0.5 kgf Min.
 7. Temperature range: -40°C~+85°C



9	Barrel	1	Brass	NO	Nickel Plated
8	Metal shell	1	SUS430BA	T=0.20	No
7	Cn(open)#terminal	1	Phosphor bronze	T=0.25	Silver Plated
6	Co#terminal	1	Phosphor bronze	T=0.25	Silver Plated
5	Tip spring	1	Phosphor bronze	T=0.30	Silver Plated
4	Ringspring	1	Phosphor bronze	T=0.25	Silver Plated
3	Earth terminal	1	Phosphor bronze	T=0.25	Silver Plated
2	Cover	1	PBT	UL 94-HB	Black
1	Housing	1	POM	UL 94HB	Blue\Pink\Green
NO.	Name	Q'ty	Material	Remarks&Thickness	Finish

PART NO:		MATERIAL:		<div>HSI-CHIN ELECTRONICS CO.,LTD</div>			
MODEL NO:		FINSH:					
UNIT: mm	SIZE: A4	COLOR:					
TOLERANCE UNSPECIFIED		DR: 高開祥 '07/02/02		PART NAME: 3.5 PHONE JACK			
.x ±0.30	CHK: Kevin '07/02/02	DWG NO:					
.xx ±0.20	APP: Kent '07/02/02	SCALE: 3:1					
.xxx ±0.100		SHEET: 1 of 1					
ANG. ±1°		