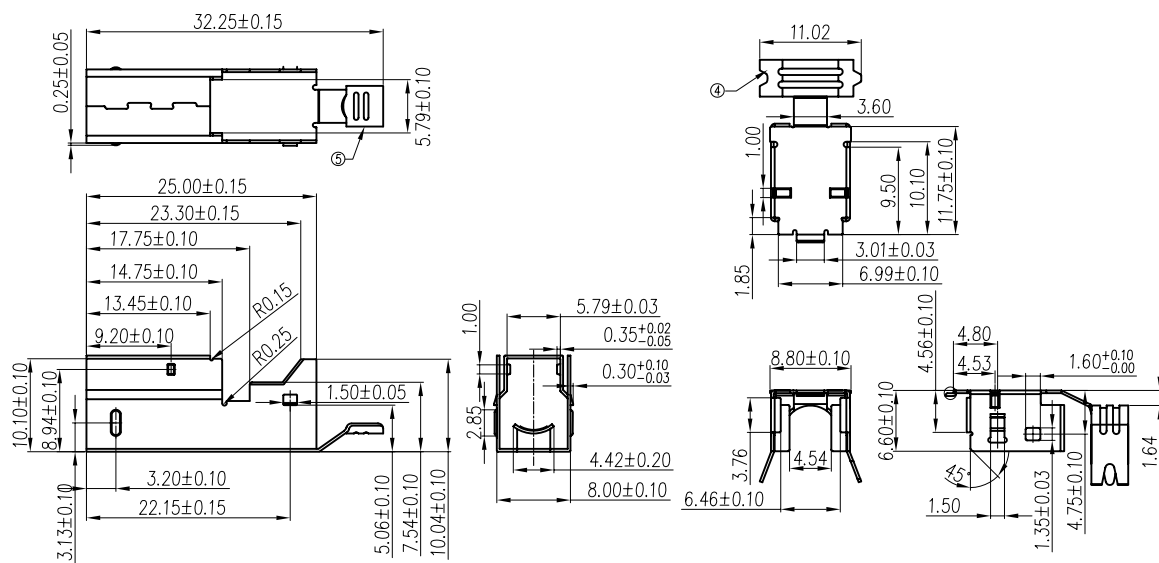
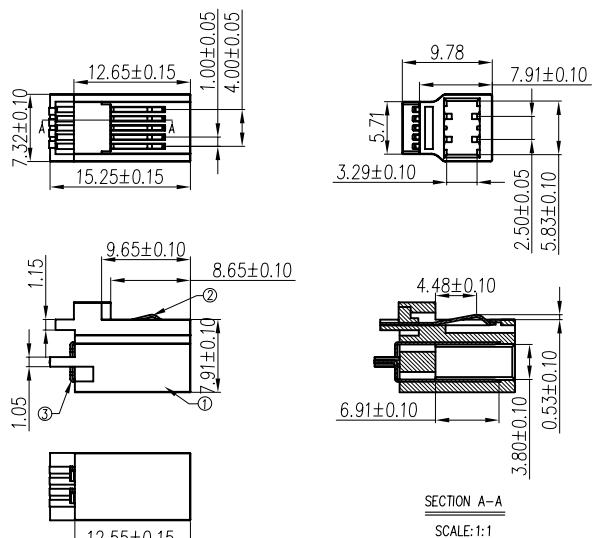


REV.	ECN NO	LOCATIONS	DESCRIPTION	DATE	REVISER	APPD



Note:

Specification:

1. Rated voltage and current: 1A Max.
2. Dielectric withstanding voltage: 30V(ac) for 1 minute.
3. Contact resistance: Before life test 30m ohm Max.  
After life test 50m ohm max
4. Insulation resistance: 1000M ohm Min at DC 500V.
5. Insertion force: 35 Newtons Max.
6. Extraction force: 10 Newtons Min.
7. Solderability: Terminal shall be immersed in flux before test, Then dip in molten solder for  $5 \pm 0.5$  sec. At  $245 \pm 5^\circ\text{C}$
8. Temperature range:  $-55^\circ\text{C} \sim +85^\circ\text{C}$



5	Back Shell	1	SPCC	T=0.30mm	80~120u"Nickel Plated
4	FrontShell	1	SPCC	T=0.30mm	80~120u"Nickel Plated
3	Contact	4	Brass	T=0.25mm	Contact area: 30u"Gold Plated over 40u"Nickel min. Solder area: 80~120u"Tin Plated over 40u"Nickel min.
2	Contact	5	Phosphor bronze	T=0.25mm	Contact area: 30u"Gold Plated over 40u"Nickel min. Solder area: 80~120u"Tin Plated over 40u"Nickel min.
1	Housing	1	PBT	UL 94-V0	Blue
No.	Name	Q'ty	Material	Remarks & Thickness	Finish

PRAT NO:		MATERIAL:		 HSI-CHIN ELECTRONICS CO.,LTD		
MODEL NO:		FINSH:				
UNIT: mm	SAZE: A4	COLOR:		PART NAME: USB-B(M)焊線式(3.0版)		
TOLERANCE UNSPECIFIED		DR: 劉科原 09/11/26				
.X ±0.30		CHK: James 09/11/26		DWG NO:		REV. A0
.XX ±0.20		APP: Kent 09/11/26		SCALE: 1:1		SHEET: 1 of 1
.XXX ±0.10						
ANG ±1°						

ROHS Compliant