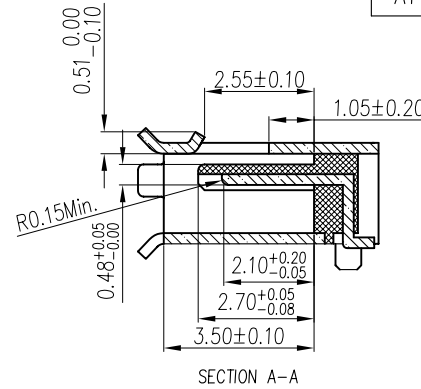
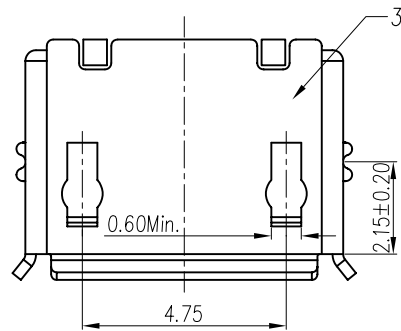


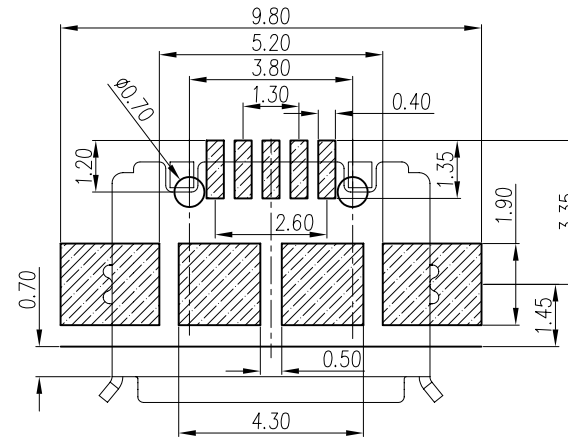
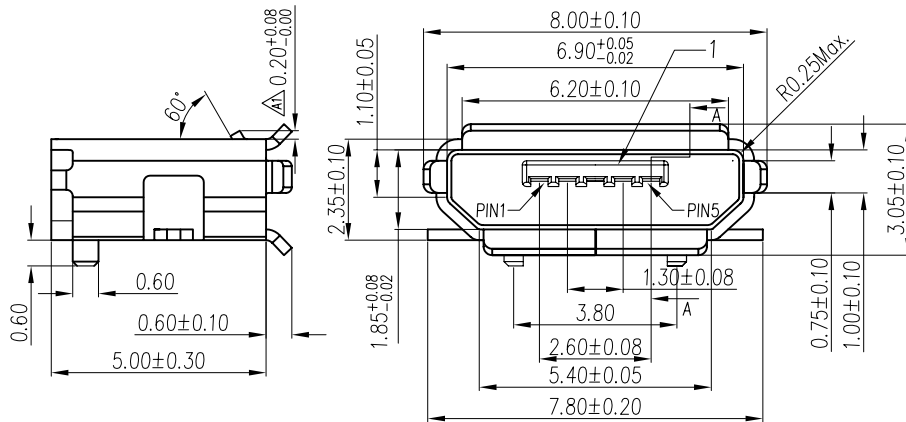
REV.	ECN NO	LOCATIONS	DESCRIPTION	DATE	REVISER	APPD
A1	△		0.26 ^{+0.00} _{-0.10} → 0.20 ^{+0.08} _{-0.08}	2009.07.08	黃義強	Kent



Note:



Specification:

1. Current rating: 1 A Max.
2. Dielectric withstanding voltage: 500 V(ac) for 1 minute.
3. Contact resistance: 30 mΩ Max.
4. Insulation resistance: 1000 MΩ Min at DC 500V.
5. Insertion force: 35 Newtons Max.
6. Extraction force: 10 Newtons Min.
7. Temperature range: -30°C~+80°C

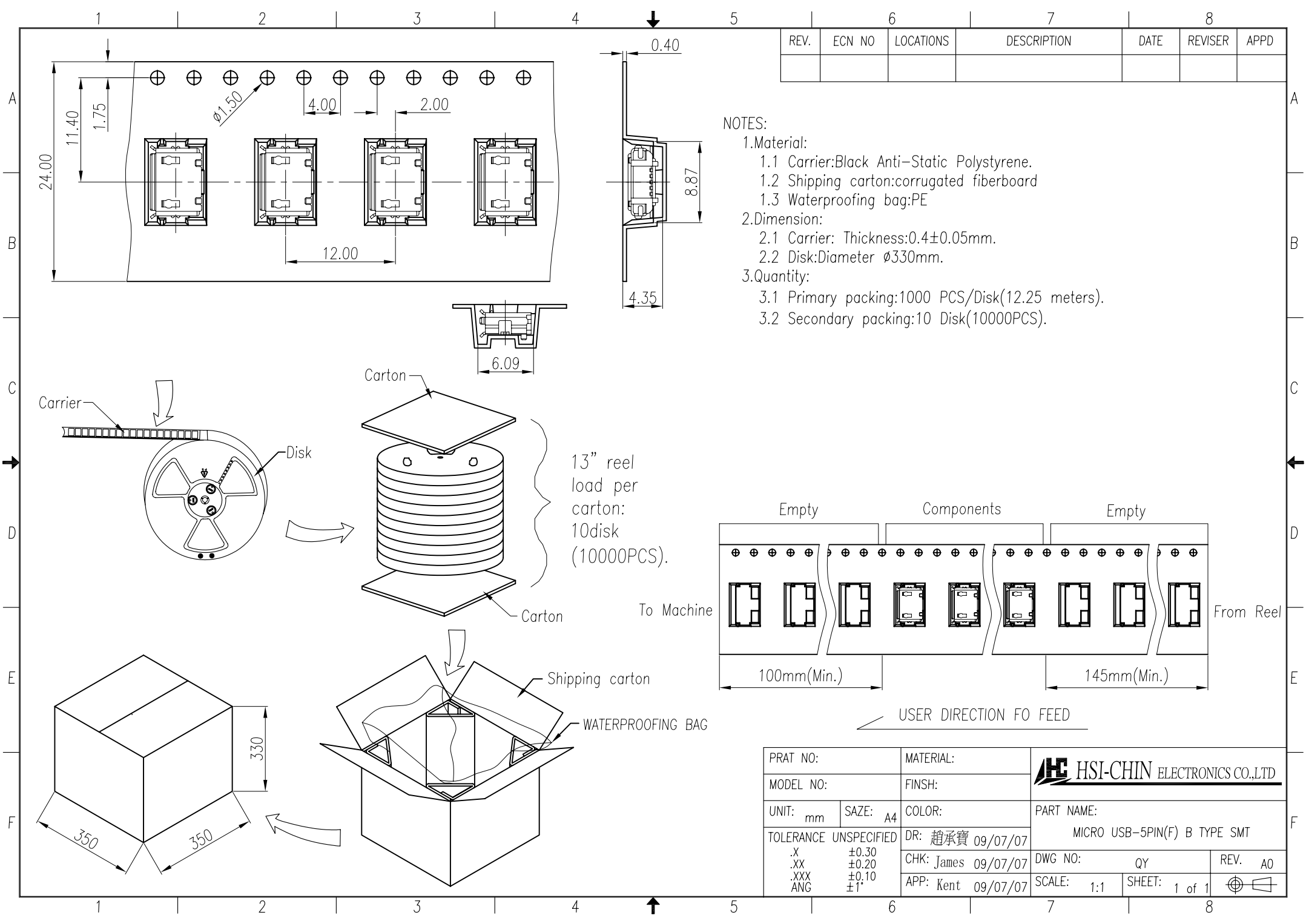


PCB LAYOUT

3	Shell	1	SUS	T=0.25mm	Cu: 20~40u", Ni: 40~60u"
2	Contact	5	Brass	T=0.20mm	Contact area: 30u" Gold Plated over 40u" Nickel min. All Gold Plated
1	Housing	1	LCP	UL 94-V0	Black
No.	Name	Q'ty	Material	Remarks & Thickness	Finish

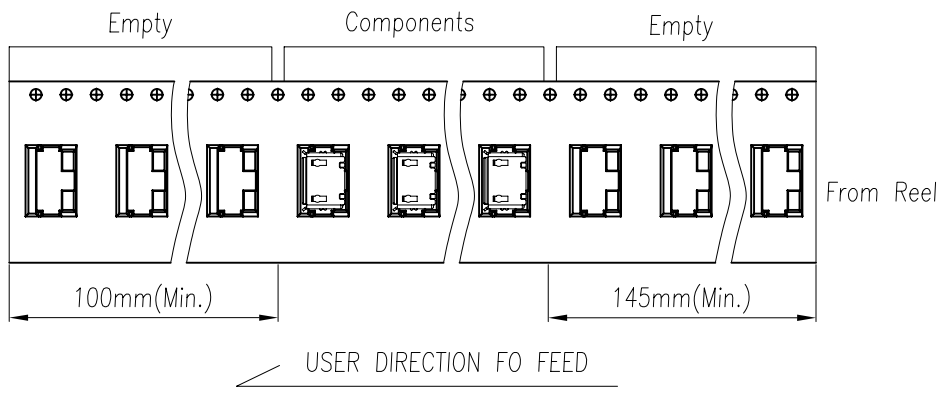
PRAT NO:		MATERIAL:			
MODEL NO:		FINSH:			
UNIT: mm	SAZE: A4	COLOR:	PART NAME:		
TOLERANCE UNSPECIFIED		DR: 黃義強 09/07/08	MICRO USB-5PIN(F)B TYPE SMT		
.X ±0.20		CHK: James 09/07/08	DWG NO: S/A-573		REV. A1
.XX ±0.10		APP: Kent 09/07/08	SCALE: 1:1		SHEET: 1 of 1
.XXX ±0.05					
ANG ±1°					


ROHS Compliant



REV.	ECN NO	LOCATIONS	DESCRIPTION	DATE	REVISER	APPD

- NOTES:
- 1.Material:
 - 1.1 Carrier:Black Anti-Static Polystyrene.
 - 1.2 Shipping carton:corrugated fiberboard
 - 1.3 Waterproofing bag:PE
 - 2.Dimension:
 - 2.1 Carrier: Thickness:0.4±0.05mm.
 - 2.2 Disk:Diameter ø330mm.
 - 3.Quantity:
 - 3.1 Primary packing:1000 PCS/Disk(12.25 meters).
 - 3.2 Secondary packing:10 Disk(10000PCS).



PRAT NO:		MATERIAL:		 HSI-CHIN ELECTRONICS CO.,LTD	
MODEL NO:		FINSH:			
UNIT: mm	SAZE: A4	COLOR:	PART NAME: MICRO USB-5PIN(F) B TYPE SMT		
TOLERANCE UNSPECIFIED		DR: 趙承寶 09/07/07			
.X ±0.30		CHK: James 09/07/07	DWG NO: QY		REV. A0
.XX ±0.20		APP: Kent 09/07/07	SCALE: 1:1		SHEET: 1 of 1
.XXX ±0.10					
ANG ±1°			